

THE JAIN INTERNATIONAL SCHOOL KANPUR
SUMMER VACATION
HOLIDAY HOMEWORK (2024-25)
GRADE: II

Name: _____


| | |
|------------------------|--|
| ENGLISH | Cursive Writing- Do pages 9 to 26 (1 page daily) Do the given worksheets <ul style="list-style-type: none"> • Roll no 1 to 5 - Make a working model on naming words • Roll no 6 to 10- Make a working model on doing words • Roll no 11 to 15 - Make a working model on article - a, an , the |
| HINDI | <ol style="list-style-type: none"> 1. दिए गए कार्य प्रपत्रों को पूर्ण कीजिए। 2. प्रतिदिन एक पेज सुलेख लिखिए। 3. पृष्ठ संख्या - 12 (सूरज आया) कविता याद कीजिए। 4. दिए गए विषय (विलोम शब्द) से संबंधित रचनात्मक कार्य (मॉडल)पूर्ण करें। |
| MATHS | Do the given sheets & Learn tables from 2 - 12. Projects :- Roll no. 1, 2 & 3 : Make a chart on Division. Roll no. 4, 5 & 6 : Make a chart on Measurements Roll no. 7, 8 & 9 : Make a chart of Money Roll no. 10, 11 & 12 : Make a chart on Multiplication Roll no. 13, 14 & 15 : Make a chart on Time Roll no. 16 & 17 : Make a chart on Place Value. |
| SCIENCE | Learn Chapters-2 and 3. Projects: Roll No. 1 to 4- Make a model of sources of water Roll No. 5 to 8- Make an interactive chart on living and non- living things. Roll No. 9 to 12- Make an interactive chart on different parts of a plant and its uses. Roll No. 13 to 15- Make a nature album by collecting different types of leaves, flowers and seeds in your scrap book. |
| S.ST. | Do the given worksheets <ul style="list-style-type: none"> • Roll no 1 to 5 - Make a working model on Transport • Roll no 6 to 8 - Make a chart on solar system • Roll no 9 to 12- Make a chart on Festivals • Roll no 13 to 15 - Make a chart on Early Humans. |
| COMPUTER | Roll No. 1 to 5 - Make a Model on uses of computers in different areas like School, Shops, Homes, Hospitals, Banks, Railway Stations, Airports and Post Offices. Roll No. 6 to 10 - Make a Model on Input devices and Output devices. Roll No.11 to 15 - Make a Model on additional parts of computers. *Learn Chapter -1. |
| G.K. | Roll No. 1 to 4 - Make a chart on Sea Creature. (Ref. Chapter- 6) Roll No. 4 to 9 - Make a chart on Great Inventions. (Ref. Chapter- 7) Roll No.10 to 15 - Make a chart on Famous Superheroes. (Ref. Chapter- 16) Everyone writes 10 current affairs in your G.K. notebook. |
| Art & Craft | Art- Draw any one fruit and colour it. Craft- making photo frame by using ice-cream stick. |

The Jain International School, Kanpur
Subject: English
Holiday Homework Worksheet 1
Class – II

Name:- _____

Date: _____

1. Look at the pictures and fill in the blanks with naming words. You can take the help of the box.



I am a _____. I live in a _____.



I am a _____. I live in a _____.



I am a _____. I live in a _____.



I am a _____. I live in a _____.



I am a _____. These are my _____.



I am a _____. These are my _____.

cat
dog

puppies
bird

kennel
horse

cow
kittens

dog
stable

nest
cowshed



The Jain International School, Kanpur
 Subject: English
 Holiday Homework Worksheet 2
 Class – II

Name:- _____

Date: _____



listen



run



write

Doing words tell us what someone or something is doing

1. Write the doing words with the help of the word box.

- | | | | |
|----------|-------|--------------|-------|
| 1. Bees | _____ | 2. Boys | _____ |
| 3. Lions | _____ | 4. Snakes | _____ |
| 5. Dogs | _____ | 6. Elephants | _____ |
| 7. Cats | _____ | 8. Horses | _____ |
| 9. Birds | _____ | 10. Cows | _____ |

| | | | | |
|------------------|------------|--------------|---------------|---------------|
| speak trumpet | mew moo | hiss buzz | neigh bark | chirp roar |
|------------------|------------|--------------|---------------|---------------|

2. Match the words given in Column A and B.

- | A | B |
|-------------|------------|
| 1. Artists | (i) fly |
| 2. Babies | (ii) cry |
| 3. Teachers | (iii) swim |
| 4. Birds | (iv) paint |
| 5. Fish | (v) teach |




द जैन इंटरनेशनल स्कूल
ग्रीष्मकालीन अवकाश – गृह कार्य

कक्षा – 2


विषय – हिंदी

दिए गए चित्र के अनुसार, विलोम शब्द विषय से संबंधित रचनात्मक कार्य (मॉडल) पूर्ण करिए ।



Edit with WPS Office

प्र०- 1 विलोम शब्द छांटकर लिखिए -



प्र0-2 दिए गए जंतुओं के चित्रों को उनकी बोलियों से मिलाइए-



हिनहिनाना

गुटर-गूं

कांव-कांव

चिंघाडना

प्र0- 3 दिए गए वृक्ष से स्त्रीलिंग एवं पुल्लिंग अलग अलग कीजिए -



.....

.....

.....

.....

.....

.....



प्र०- 4 चित्र के आधार पर दिए गए शब्दों से वाक्य बनाइए।



निकल सूरज रहा है।

.....



पढ़ लड़की है रही।

.....



खेल रहे बच्चे हैं।

.....



बहुत हो है वर्षा रही।

.....

चित्र देखकर सही संज्ञा शब्द लिखिए



कमड़ी



कमेढ



लमहताज



ड़ियाचि



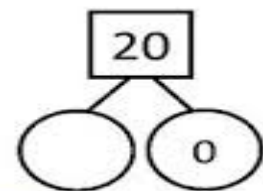
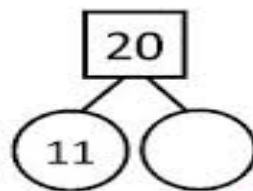
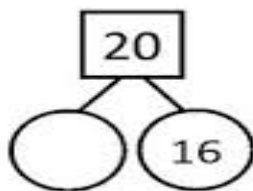
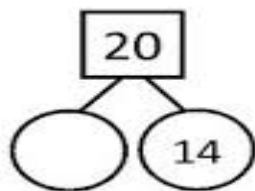
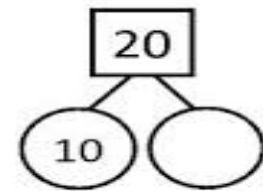
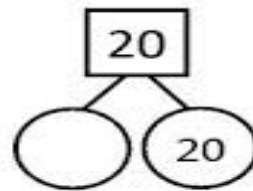
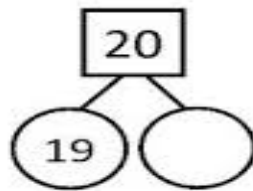
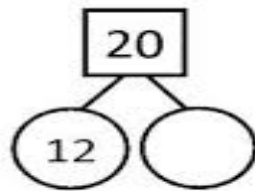
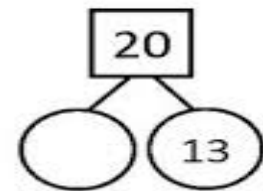
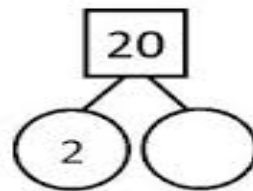
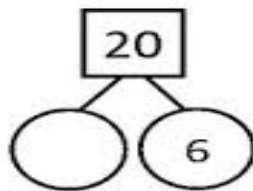
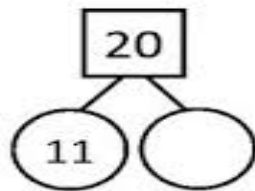
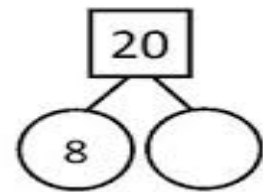
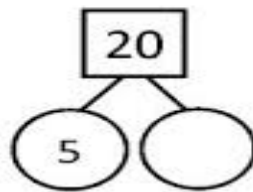
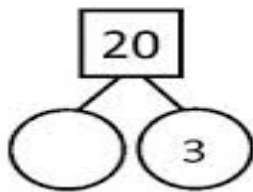
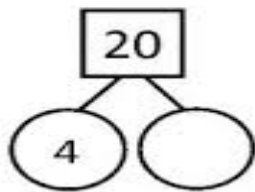
The Jain International School, Kanpur
Holiday Homework (2024-25)
Subject: Mathematics
Class – II

Name: _____

Date : _____

Number Bonds

Fill in the missing number bonds.



The Jain International School, Kanpur
 Holiday Homework (2024-25)
 Subject: Mathematics
 Class – II

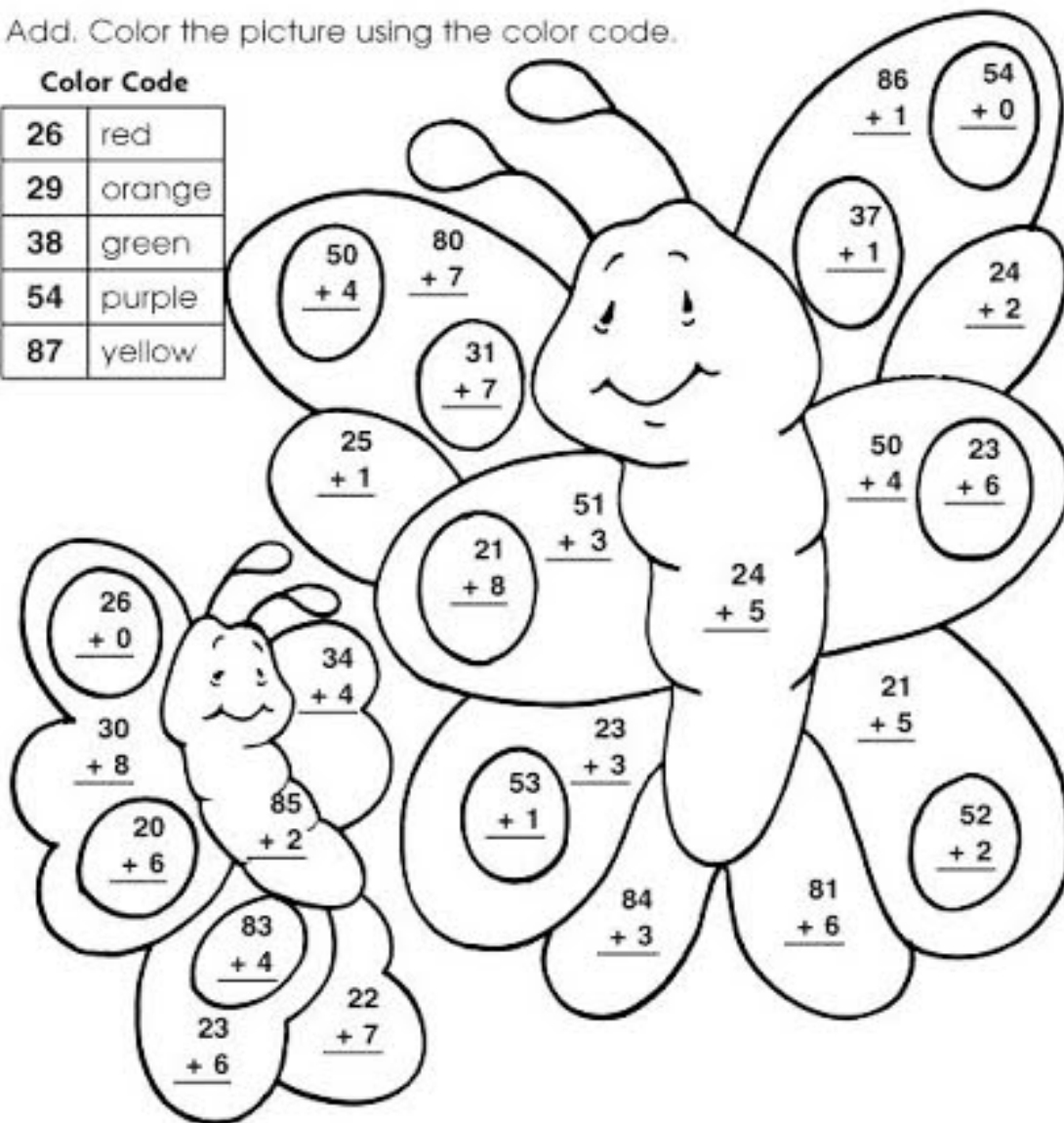
Name: _____

Date : _____

Beautiful Butterflies

Add. Color the picture using the color code.

| Color Code | |
|------------|--------|
| 26 | red |
| 29 | orange |
| 38 | green |
| 54 | purple |
| 87 | yellow |



Most adult butterflies live for about $\frac{11}{+ 3}$ days.





Edit with WPS Office




The Jain International School , Kanpur
Subject: Social Studies
Holiday Homework Worksheet 1
Class – II

Name:- _____

Date: _____

Can you say who these people are from the clothes they are wearing? Also colour the pictures





The Jain International School , Kanpur
Subject: Social Studies
Holiday Homework Worksheet 2
Class – II

Name:- _____

Date: _____

The names of four festivals are hidden in the grid given here. Spot them all:-

| | | | |
|-----------|-----|--------|-----------|
| Christmas | Eid | Diwali | Guruparab |
|-----------|-----|--------|-----------|

| | | | | | | | | |
|---|---|---|---|---|---|---|---|---|
| C | H | R | I | S | T | M | A | S |
| O | B | Y | T | Y | O | E | N | H |
| W | L | I | H | U | P | S | B | I |
| E | I | D | J | J | L | T | Y | R |
| D | G | I | K | G | I | A | G | T |
| D | I | W | A | L | I | R | T | E |
| G | U | R | U | P | A | R | A | B |

Identify the pictures and write the names of the given festivals:-

1.



2.



3.



4.





The Jain International School, Kanpur

Subject: Science

Class -II

Name: _____

Topic: Plants

Q1- Write the uses of the following plants:-

a) Neem- _____

b) Rose- _____

c) Mint- _____

d) Coconut tree- _____

Q2- Identify the type of plants given below:-



Q3- Give one word for each of the following:-

a) Thick and strong stem of a tree- _____

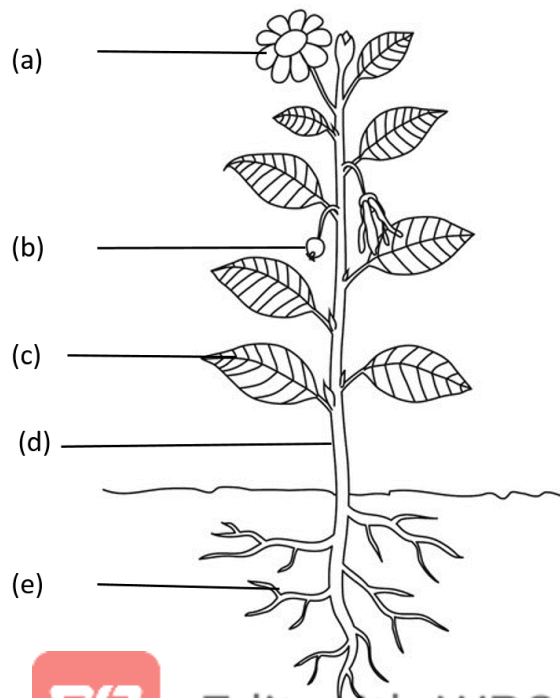
b) The flat surface of a leaf- _____

c) The process by which a seed goes into a new plant- _____

d) The part of the plant that makes food for the plant- _____

e) Most flowers change into _____.

Q4- Label the different parts of the plant:-



The Jain International School, Kanpur
Subject: Science
Worksheet
Topic: Air and Water
Class -II

Name: _____
Date: _____

Q1. Fill in the blanks:-

- a) All living things need air to _____.
- b) _____ is the main source of water on the Earth.
- c) Air occupies _____.
- d) Moving air is called _____.
- e) _____ helps in burning things.

Q2- Write any two ways of saving water.

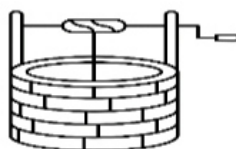
Ans- _____

Q3- Picture-based Questions:-



- i) Identify the given picture.
Anemometer () b) Windmill () c) Windvane () d) Generator ()
- ii) What helps it to move?
Sun () b) Water () c) Air () d) Minerals ()
- iii) It is used to generate _____.
Energy () b) Electricity () c) Sound () d) Light ()

Q4- Identify the following sources of water.





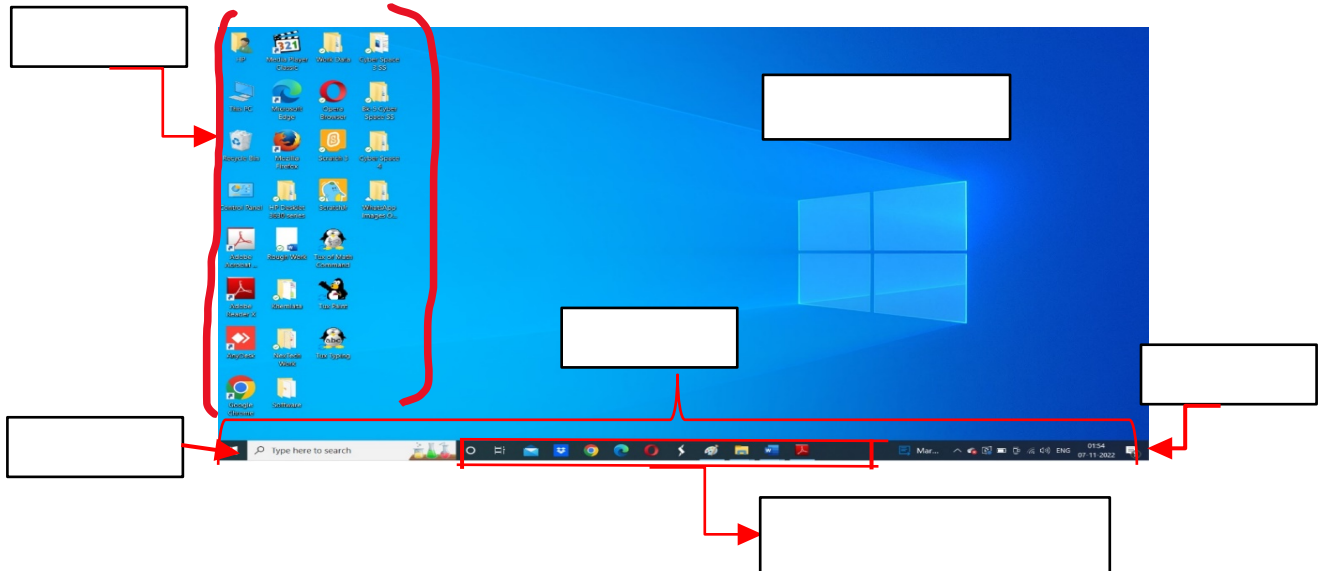
**The Jain International School, Kanpur
Summer Holiday Homework (2024-25)
Subject: Computer**

Class -III

Name:- _____

Worksheet 1

A. Look at the figure given below. Identify the marked parts of Windows 10 Desktop and label them.



B. Match the following shortcut key combinations with their correct actions:

| Shortcut key | Actions |
|--------------|--------------------------|
| 1. Ctrl + O | To exit MS Word |
| 2. Ctrl + P | To save a document |
| 3. Alt + F4 | To create a new document |
| 4. Ctrl + S | To open a saved document |
| 5. Ctrl + N | To print a document |

C. Choose the right option:

- Spot the odd one out.
 - Word
 - WordPad
 - Notepad
 - OpenOffice Writer
- Which of the following parts of Word window displays word count?
 - Title bar
 - Status bar
 - Ribbon
 - Rulers
- This is the shortcut key combination to print a document.
 - Ctrl + D
 - Ctrl + O
 - Shift + P
 - Ctrl + P
- It is the file extension for a Word 2016 document.
 - .docx
 - .dcc
 - .dwc
 - .dtt
- Which of the following options contains the tabs and groups?
 - Ribbon
 - Rulers
 - Status bar
 - Scroll bars



The Jain International School, Kanpur
Summer Holiday Homework (2024-25)

Subject: Computer

Class –III

Name:- _____

Worksheet 2

A. Find and encircle the Input, Processing and Output devices in the word grid given below. Take the help of given hints.

Hints: Printer Keyboard Mouse Monitor CPU

| | | | | | | | | |
|---|---|---|---|---|---|---|---|---|
| M | Y | P | R | I | N | T | E | R |
| O | Z | A | C | P | U | R | O | P |
| U | K | E | Y | B | O | A | R | D |
| S | V | H | L | O | O | W | Z | B |
| E | B | M | O | N | I | T | O | R |

B. Unscramble these words:

1. PRRINTE:
2. INTPU :
3. OCEPRSS :
4. PUTOUT :
5. PUC :

C. Read the clues and identify the parts of a computer.

1. I supply power to a computer when there is a power cut. _____
2. I display the work done on a computer onto a sheet of paper. _____
3. I am a typing device. _____
4. I am also known as the brain of a computer. _____
5. I have two buttons and a scroll wheel. _____